

CSMRI EXCAVATION GAMMA SURVEY

Date: 5-7-04

Page 1 of

Area: E

Radiological Technician: Drew (PT)

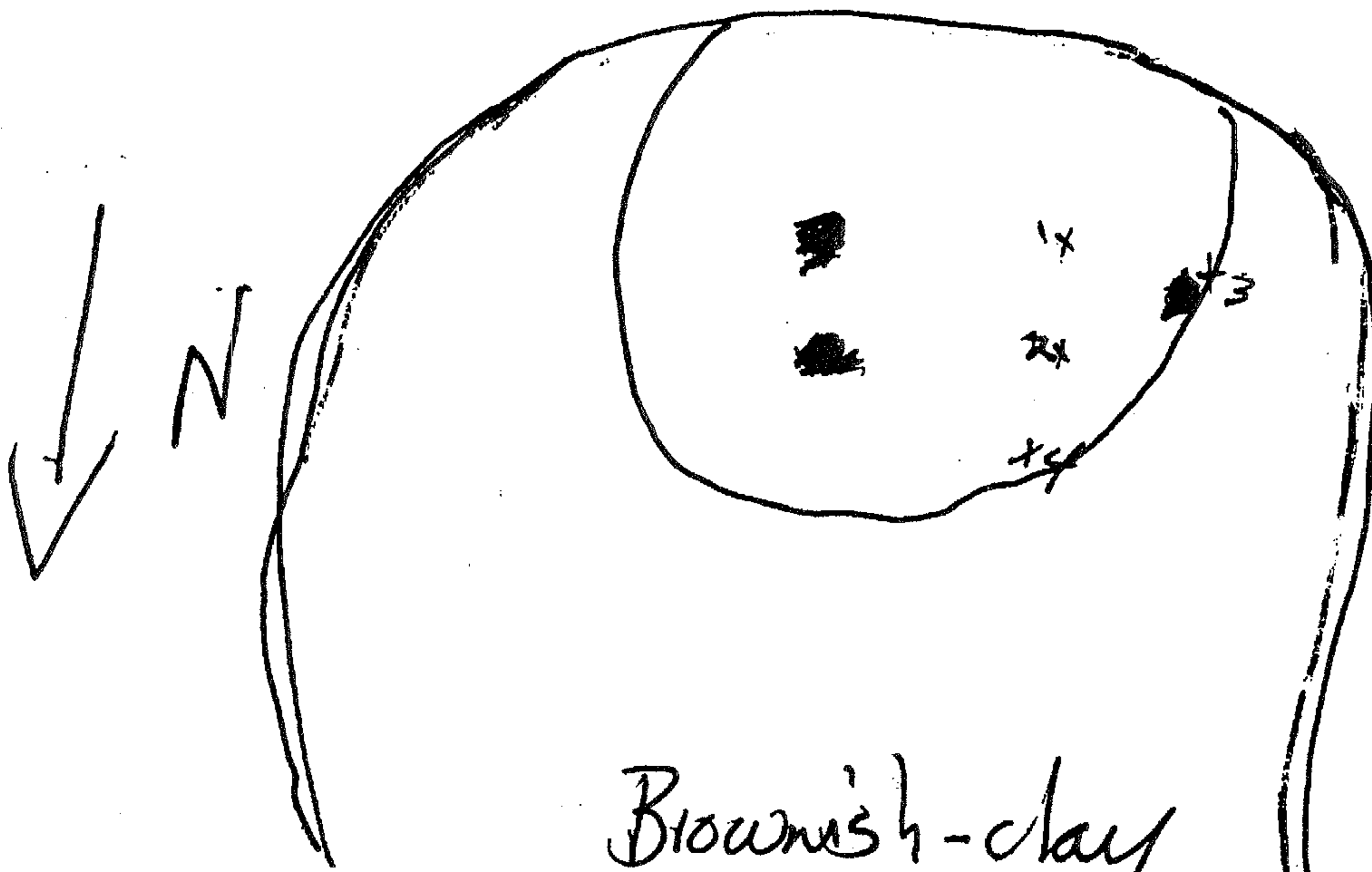
Depth: 1-3 ft

Instrument: Gamma probe

Bag #: 1, 2, 3, 4-5, 6, 7, 8, 9, 10

Time		Gross CPM		Time		Gross CPM		Time		Gross CPM	
1	1100	1344		11				21			
2	1100	12459		12				22			
3	1102	27039		13				23			
4	1103	31290		14				24			
5				15				25			
6				16				26			
7				17				27			
8				18				28			
9				19				29			
10				20				30			

Drawing



CSMRI EXCAVATION GAMMA SURVEY

Date: 4-20-04

Radiological Technician: Drew P.

Area: I

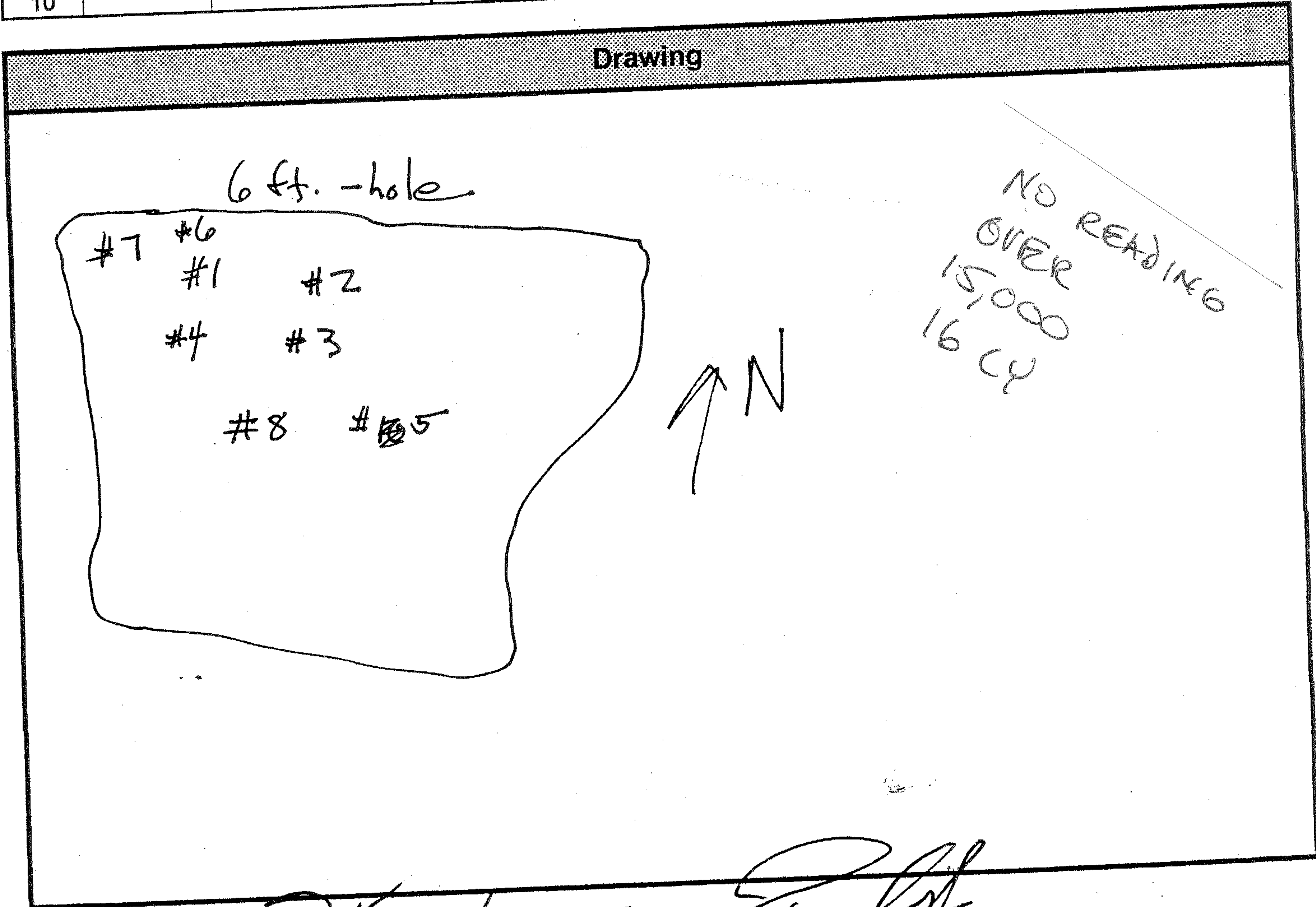
Instrument: Gamma Probe

Depth: 5-7 ft

Bag #: 47, 48, 49, 50, ~~51~~

Time		Gross CPM	Time		Gross CPM	Time		Gross CPM
1	9:00	6994	11			21		
2	9:00	8565	12			22		
3	9:06	6996	13			23		
4	9:06	7291	14			24		
5	9:00	10881	15			25		
6	9:00	13145	16			26		
7	9:00	12135	17			27		
8	9:00	10150	18			28		
9			19			29		
10			20			30		

Drawing



Reviewed by:

R. Kumberger
Print

Signature

[Signature]
Date

CSMRI EXCAVATION GAMMA SURVEY

Date: 4-19-04

Radiological Technician: Drew P.

Area: I

Instrument: Gamma Probe

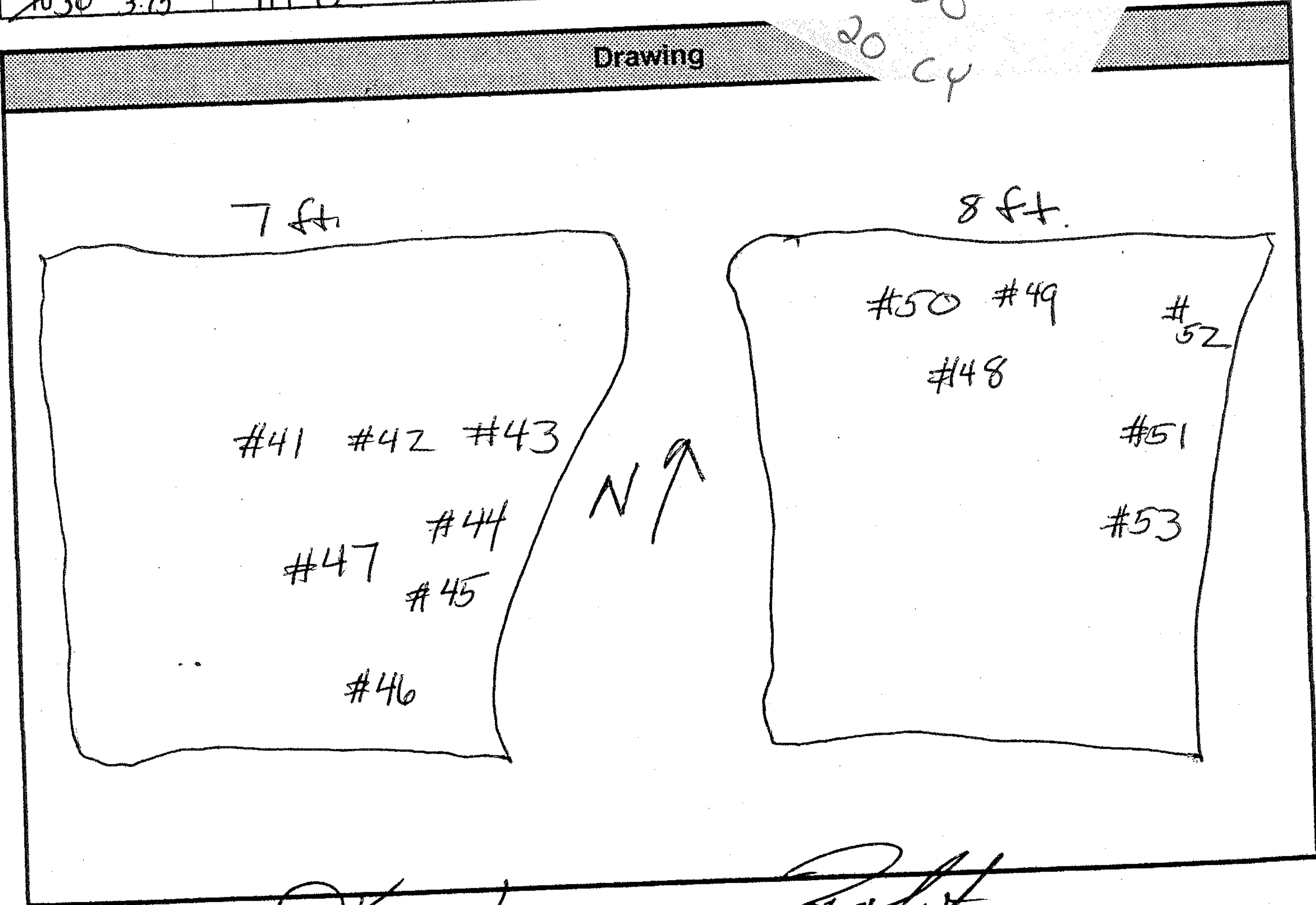
Depth: 7-8 ft

Bag #: 36, 37, 38, 39, 40

Time		Gross CPM	Time		Gross CPM	Time	Gross CPM
41	2:45	10124	11:51	3:15	10680	21	
42	2:45	27212	12:52	3:15	10477	22	
43	2:45	7732	13:53	3:15	10081	23	
44	2:45	6266				24	
45	2:45	10248				25	
46	2:45	10229					
47	2:45	9239					
48	3:15	10350					
49	3:15	12622					
50	3:15	11197					

ONE READING
OVER
15,000
20 CY

Drawing



Reviewed by:

R. Kumbarger

Print

Signature

[Signature]

Date

CSMRI EXCAVATION GAMMA SURVEY

Date: 4-19-04

Radiological Technician: Drew P.

Area: I

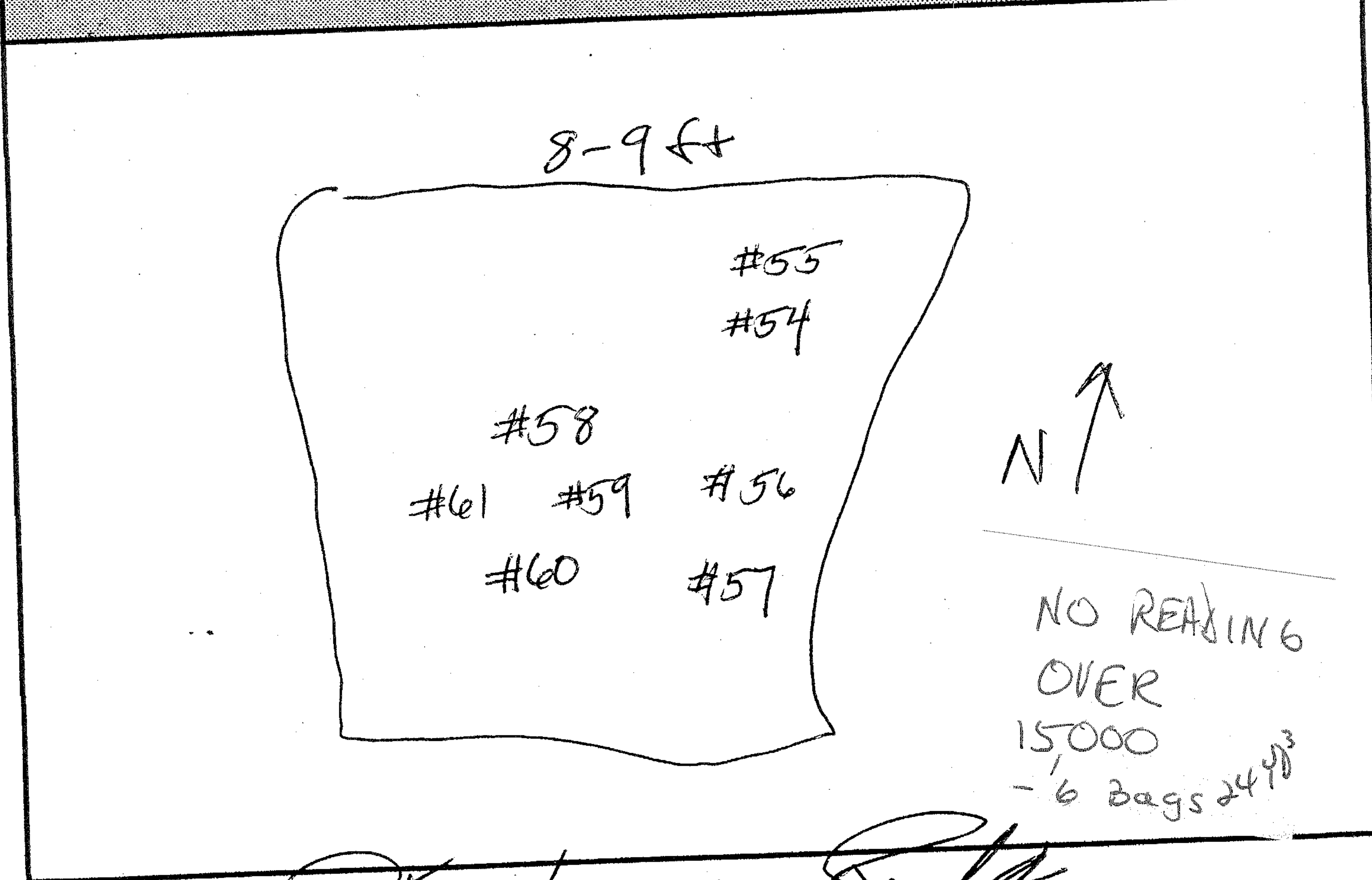
Instrument: Gamma probe

Depth: 8-9 ft

Bag #: 41, 42, 43, 44, 45, 46

Time	Gross CPM		Time	Gross CPM		Time	Gross CPM
#54 3:30	10265	11			21		
#55 3:30	10130	12			22		
#56 3:30	13125	13			23		
#57 3:30	11125	14			24		
#58 4:00	11135	15			25		
#59 4:00	12135	16			26		
#60 4:00	10165	17			27		
#61 4:00	10169	18			28		
9		19			29		
10		20			30		

Drawing



Reviewed by: _____

D. Krumberger
Print

Signature

[Signature]
Date

CSMRI EXCAVATION GAMMA SURVEY

Date: 5-7-04

Radiological Technician: Drew (PT)

Area: E


Instrument: Gamma probe

Depth: 1-3 ft

Bag #: 1, 2, 3, 4-5678910

Time		Gross CPM	Time		Gross CPM	Time		Gross CPM
1	1100	1344	11			21		
2	1100	1245	12			22		
3	1102	27039	13			23		
4	1103	31290	14			24		
5	1107	46125	15			25		
6			16			26		
7			17			27		
8			18			28		
9			19			29		
10			20			30		

Drawing



Reviewed by: R. Krumberger Signature Date

CSMRI EXCAVATION GAMMA SURVEY

Date: 5/05/04

Page _____ of _____

Area: H

Radiological Technician: Ogude

Depth: 2' ft

Instrument: 2221 Gamma Probe

Bag #: 220-229

Time		Gross CPM		Time		Gross CPM		Time		Gross CPM	
1	0845	17,000		11				21			
2	0845	14,350		12				22			
3	0846	13,600		13				23			
4	0846	14,700		14				24			
5	0847	8,046		15				25			
6	0847	7,646		16				26			
7				17				27			
8				18				28			
9				19				29			
10				20				30			

Drawing



Reviewed by: _____
Print
Signature
Date

CSMRI EXCAVATION GAMMA SURVEY

Date: 5/05/04

Radiological Technician: Ogata

Area: H

Instrument: 2221 Gamma Probe

Depth: 2' ft

Bag #: 220-229

Time		Gross CPM	Time		Gross CPM	Time		Gross CPM
1	0845	117,000	11			21		
2	0845	114,350	12			22		
3	0846	113,600	13			23		
4	0846	14,700	14			24		
5	0847	18,046	15			25		
6	0847	17,646	16			26		
7			17			27		
8			18			28		
9			19			29		
10			20			30		

Drawing



Reviewed by:

R. Kumbinger
Print

Signature

[Signature]
Date